

We've paid our clients on time, every time, for 10 years.



**Li**

Our c

**Af**

Find te  
produ  
your a



Here I will show you step by step how to integrate links from Clickbank into your wordpress blog.

**Step One: Visit [ClickBank](#)**

**Step Two: Click “marketplace”**

---

Home | Sign Up | **Marketplace** | Order Help | Blog | Log in | search

**CLICKBANK**

Sell Products | Promote Products | Buy Products | About Us | Help Center

We've paid our clients on time, every time, for 10 years. Client Earnings Paid Out: \$ **1,401,379,111**

English

## Live Outside the Box.

Our clients have earned over 1 billion dollars. It's your turn.

### Affiliates

Find tens of thousands of digital products to promote online. Get your ambition rewarded. [Sign Up.](#)

[Learn More](#)

### Vendors

Attract customers and accept payment for your digital products online. Get your imagination rewarded. [Sign Up.](#)

[Learn More](#)

*"ClickBank has been one of the sole reasons for the massive success of my online business. The exposure to their huge network of affiliate marketers is one of the greatest benefits I've seen on ClickBank."*

► **Mike Geary**, New Jersey, USA

---

## Step Three: enter a single keyword related to your market

---



Sell Products Promote Products Buy Products About Us Help Center

Find Products:  Advanced Search

How to Find Products to Promote

1. Browse Categories on the left.
2. Use the Find Products box above to search by keyword.

To view the vendor's Pitch Page, click the listing title. Stats show you how much you can earn for referred sales. Click Promote to create a HopLink and start referring sales!

To learn more about how the Marketplace works [click here](#).

Sponsored Links

**TOP Converting Program!**  
Affiliates Earn 50% Per Sale  
[www.MenHealthInfo.us](http://www.MenHealthInfo.us)  
Avg Comm 50%: Promote Now

**Free Affiliate Course**  
How To Make \$1000/month  
[www.ProfitWar.com](http://www.ProfitWar.com)  
Avg Comm 60%: Promote Now

**TOP Affiliate-\$1000P/Day!**  
#1 Rated. \$67 per/Sale  
Affiliates earn HUGE checks!  
[www.PennyStockProphet.com](http://www.PennyStockProphet.com)  
Avg Comm 75%: Promote Now

**New King of Reg Cleaners!**  
5 Star Rated 75% + Bonuses  
[www.ErrorFix.com](http://www.ErrorFix.com)  
Avg Comm 75%: Promote Now

**Top Affs Make \$100,000+ /Month!**  
HOT NICHE, 3%+ Conv. Rate  
[www.CheeseSoft.com](http://www.CheeseSoft.com)  
Avg Comm 75%: Promote Now

**FREE Web Design!**  
Make \$ with Google!  
[www.WeMakeYouCash.com](http://www.WeMakeYouCash.com)  
Avg Comm 75%: Promote Now

**# 1 Affiliate Commissions**  
Affiliates Earn 75% Per Sale  
[www.RegistryFix.com](http://www.RegistryFix.com)  
Avg Comm 75%: Promote Now

New to Affiliate Marketing?

The ClickBank Help Center will help you to get started.

- Not sure what an affiliate is or does? Learn the basics of being a ClickBank affiliate.
- Follow the easy steps in this guide to get started promoting ClickBank products.
- How does an affiliate earn commissions and get paid? This article will show you how your earnings are calculated.

## Hit The Magnifying glass

This will bring up a list of products which contain the keyword you searched for. Some of these may be completely irrelevant. But you will want to scan through these and find products you feel good about promoting.

As an example, the results in the image below are from a keyword search for the word “golf.” Some of these might interest you, but not all of them. You are free to explore through these by clicking on “view pitch page” to see where you will be sending your customers.

**Results** [Marketplace Help](#)

<< Hide      Displaying results 1-10 out of 311 (pg. 1 of 32)

Keywords: golf

**Narrow Results by:**  
Product Type | Language | Billing Type

**Sort results by:**  
Relevance

---

**The Ultimate Guide To Golf.**  
Are You Trying To Learn About Golf? This May Be The Most Important Site You'll Ever Visit! Get The Most In-Depth Look At One Of The Most Remarkable Golf Guides There Is Available On The Market Today! Improve Your Game!

Commission  
**75%**  
[Promote](#)  
[Vendor Spotlight](#)

**Stats:** \$/sale: \$0.00 | Future \$: - | Total \$/sale: \$0.00 | %/sale: 0.0% | %/refd: 0.0% | Grav: 0.00 | Cat: Sports : Golf

---

**The Golf Professor.**  
Selling Golf Ebook.

Commission  
**50%**  
[Promote](#)  
[Vendor Spotlight](#)

**Stats:** \$/sale: \$0.00 | Future \$: - | Total \$/sale: \$0.00 | %/sale: 0.0% | %/refd: 0.0% | Grav: 0.00 | Cat: Sports : Golf

Let's zoom in on the first result here. This tells you a few things. First of all, and most importantly, you will notice that each item has two links underneath it. View pitch page will take you to that items sales page, Create Hoplink (which we will be discussing in more detail shortly) will allow you to create a customized link to the items sales page using your personal affiliate id. (your clickbank USER ID, or NICKNAME).

But there is some other information here as well. The items in green give you some information about the sales of this particular item at clickbank. You can see Clickbank's description of these [here](#) - But let me put it plainly for you.

\$/sale is the rough average you will receive for each sale you make. This takes into account returns. In the example below, the average amount earned is 27.03. Not that bad for the amount of work you are going to be doing.

Future \$/sale – will be if this particular product has an ongoing subscription which you can expect recurring commissions from. In this case there is none.

Total \$/sale will take into account returns, recurring bills and billing errors – as you see in this example often the same as \$/sale.

% / sale is the percentage of the sales price which you get as the affiliate. This is often high because the sellers make back in volume what they lose in commissions.

%refd is the percentage of this product's sales which have come from other affiliates.

And finally you will see gravity. This is a weighted total of how many affiliates have successfully referred this product. This is not an actual total, but gives you an idea of how many others are successfully selling this product.

This is sometimes seen as an indicator of whether it is worth your time to promote. Let me stress that what is most important is the relevance of the product to your target market. If the gravity is high, but your demographic is not interested, you are not likely to be successful. You might be successful on a product with a much lower gravity.

---

The Simple Golf Swing - 75% Commission - 2.34% Conversion.

EBook For A Repeatable And Simple Golf Swing That Provides Power, Accuracy And Consistency. 2 Free Templates For Your Websites. Affiliate Toolbox. Professional Copy. Multiple Follow Up Email System Converts 12% That Sign Up. \$31.75 - 35.00 Per Sale.

Commission

75%

Promote

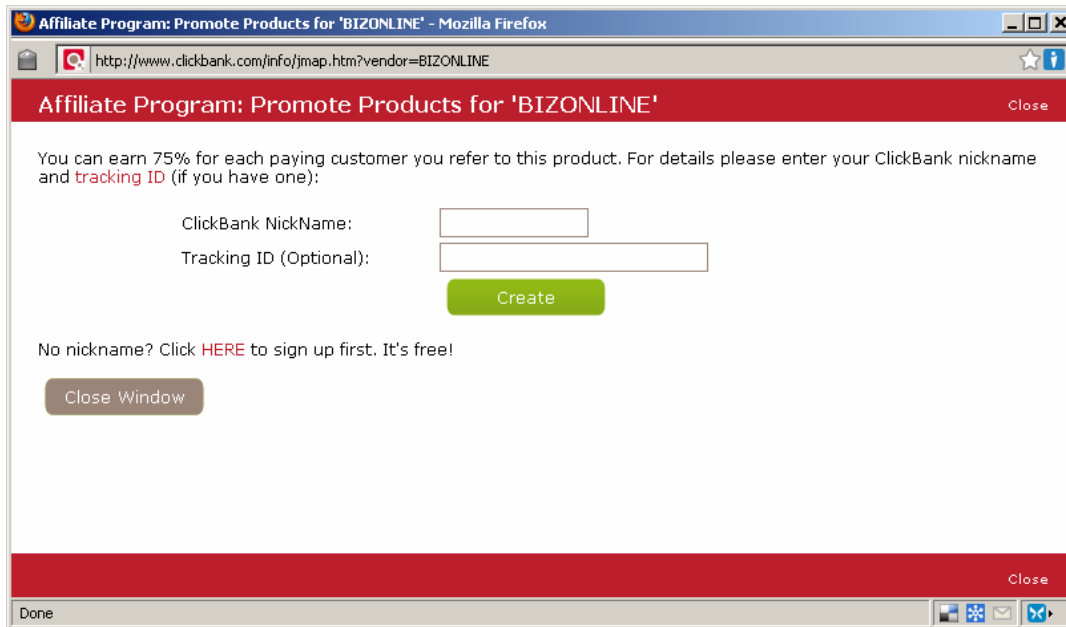
[Vendor Spotlight](#)

---

**Stats:** \$/sale: \$27.03 | Future \$: \$38.02 | Total \$/sale: \$27.38 | %/sale: 75.0% | %/refd: 66.0% | Grav: 38.21 | Cat: Sports : Golf



OK – Now we want to find the specific link so we can earn some money selling this product! Click the button that says “**promote**” You will get a pop up window that looks like the one below. Enter your click bank nickname in the proper field (if you can’t figure that out, we need to talk) – and click “Create.”



Affiliate Program: Promote Products for 'BIZONLINE' Close

You can earn 75% for each paying customer you refer to this product. For details please enter your ClickBank nickname and tracking ID (if you have one):

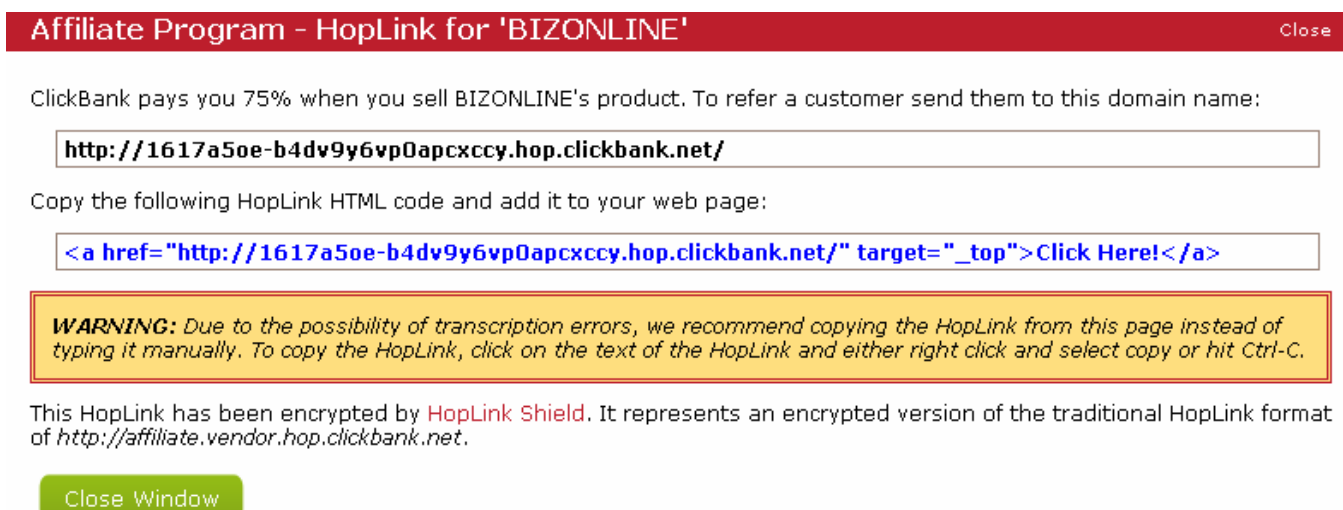
ClickBank NickName:

Tracking ID (Optional):

No nickname? Click [HERE](#) to sign up first. It's free!

Done Close

You will get a new window just like this. The link will be coded for your unique affiliate ID. You need to copy the stuff *in the first rectangle*. For using wordpress, and most other blogs for that matter, you will not need to bother with the full html code which is the blue line. – the second rectangle. We will discuss this in another place later if you continue with this curriculum. – Simply highlight it with your mouse and either right click “copy” or hold ctrl and hit the “C” key.



Affiliate Program - HopLink for 'BIZONLINE' Close

ClickBank pays you 75% when you sell BIZONLINE's product. To refer a customer send them to this domain name:

Copy the following HopLink HTML code and add it to your web page:

**WARNING:** Due to the possibility of transcription errors, we recommend copying the HopLink from this page instead of typing it manually. To copy the HopLink, click on the text of the HopLink and either right click and select copy or hit Ctrl-C.

This HopLink has been encrypted by HopLink Shield. It represents an encrypted version of the traditional HopLink format of <http://affiliate.vendor.hop.clickbank.net>.

---

Now that we have done this, you need to turn to your wordpress blog.

If you didn't already know this, anchor text is the words you see anywhere on the internet which are a link to another location on the internet. You will be creating anchor text with a link to the hoplink you just copied.

Obviously the text you write in this post needs to be relevant. For that you need to see the book. But for now, lets cover the technical how – tos.

You will place your anchor text in the post section, “click here” “don't miss out” “the simple Golf Swing” which ever you like best. (again see the book for my real recommendations).

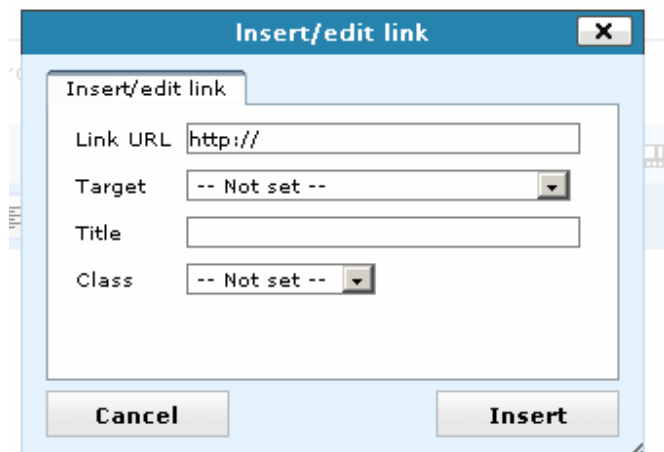
Highlight it.

Click this button

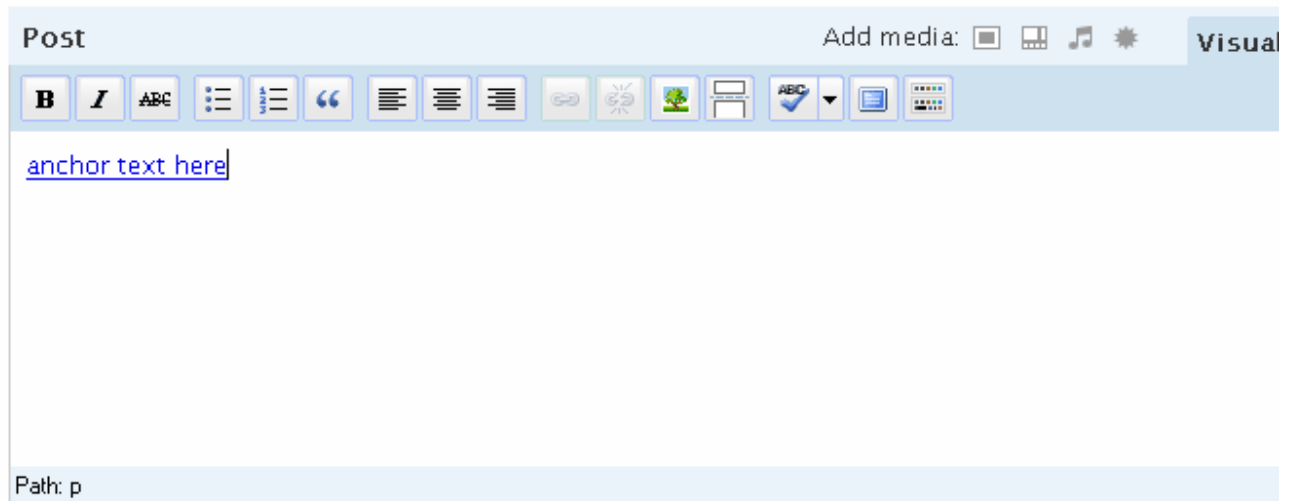
Write Post

The screenshot shows the WordPress 'Write Post' editor. At the top, there is a 'Title' field which is currently empty. Below it is the 'Permalink' field, which contains the URL 'http://mybrokenlife.wordpress.com/2008/05/18/8/' and an 'Edit' link. The main content area is divided into two tabs: 'Visual' (selected) and 'HTML'. The 'Visual' tab shows a toolbar with various icons for text formatting (bold, italic, underline, list, quote, indent, outdent) and a 'Link' icon. An arrow points from the text 'Click this button' above to the 'Link' icon in the toolbar. Below the toolbar, the text 'anchor text here' is visible in the main content area, highlighted in blue. At the bottom of the editor, there is a 'Path: p' field.

You will see a pop up window that looks like this – right click and Paste the hoplink in the top field that says “Link URL”  
Click Insert.



You will see that this is now a link.



Simply click “publish” on your blog post, and you have successfully created a new blog post with an affiliate link to the clickbank product of you choosing.

Congratulations, you now know how to insert an affiliate link from Clickbank into a wordpress blog!

If you haven't already, [please sign up for my newsletter](#) so you will be notified when the full curriculum of building a business for people who don't use the internet much is available!

---

**Great JOB! You are well ON your way if you understand this part. If not, Take a few minutes and go back over this step a few times. Then we will be MOVING ON...**

Next we will turn to Amazon's affiliate program. Amazon too has an excellent affiliate program. I have prepared a handy handbook (hehe) yeah ok so moving on...

Seriously take a look at the **Using Amazon Affiliates handbook** and you should see how to sign up for and use that one as well.